



# University of Sheffield

## Parkway North and South Campus Map



Tinsley Park Woods









# PARKWAY NORTH

# PARKWAY SOUTH

Approx 5 minute walk



### Icon Key

-  Bus Stops
-  Building Entry Points
-  Food Venue
-  Hospital
-  Parking
-  Student Residences
-  Train Station
-  Tram Stop

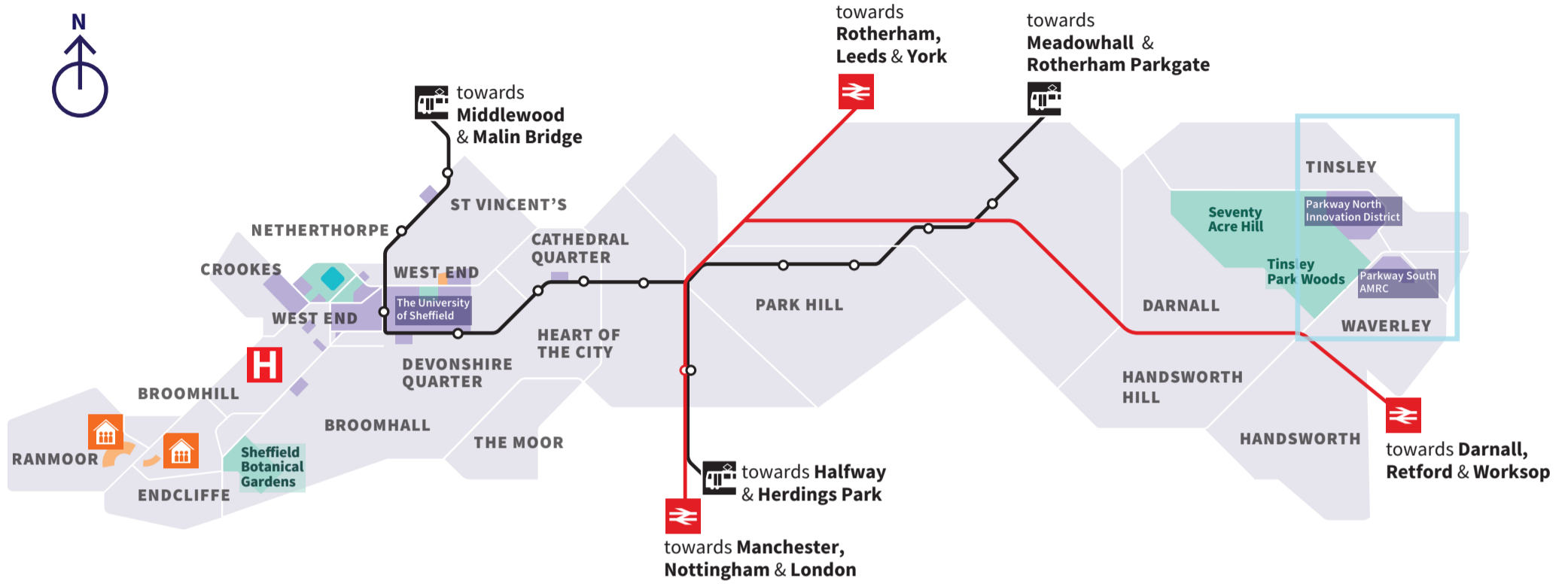
© The University of Sheffield 2025.  
Parkway North & South Campus Map Version 03-2025

City Campus and City Centre





## Wider Area Campus Map



| Building Key  | Grid Ref | Campus        |
|---|----------|---------------|
| A AMRC Gear Centre  | C3       | Parkway South |
| C Casting Technology International                            | C2       | Parkway South |
| D Design Prototyping and Testing Centre                       | C2       | Parkway South |
| F Factory 2050  | B2       | Parkway North |
| Factory of the Future   | C2       | Parkway South |
| G GTIMC - Gene Therapy Innovation and Manufacturing Centre    | B1       | Parkway North |
| H Hangar 1  | B2       | Parkway North |
| Hangar 2  | B2       | Parkway North |
| HV-LV Switching Station                                       | B1       | Parkway North |
| I ICAIR - Integrated Civil and Infrastructure Research Centre | B2       | Parkway North |
| K Knowledge Transfer Centre                                   | C2       | Parkway South |
| L LVV - Laboratory for Verification and Validation            | B2       | Parkway North |
| N Nuclear   | C2       | Parkway South |
| P Press Facility  | B2       | Parkway North |
| R RTC - Royce Translational Centre                            | B2       | Parkway North |
| S SAF-IC - Sustainable Aviation Fuels-Innovation Centre       | B2       | Parkway North |
| T TERC - Translational Energy Research Centre                 | B2       | Parkway North |
| Training Centre   | C2       | Parkway South |

We are located off junction 33 of the M1. Satnav: please use 'S60 5TZ' which will bring you to our Parkway South AMRC campus. You can park in any of our five car parks marked on the map. Look for our large wind turbine, which is located in the car park of the Knowledge Transfer Centre and Nuclear.

For further information on City Centre Campus or Endcliffe and Ranmoor please reference alternative print maps.

© The University of Sheffield 2025.  
Parkway North and South Campus Map Version 03-2025