

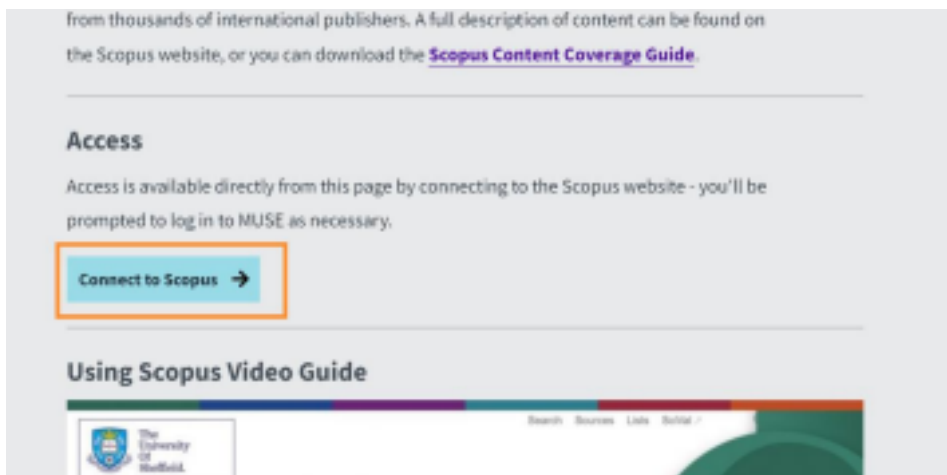
Finding Influential Journals: Scopus Metrics

Scopus metrics can be used to help you to identify the highly-cited journals in your subject area.

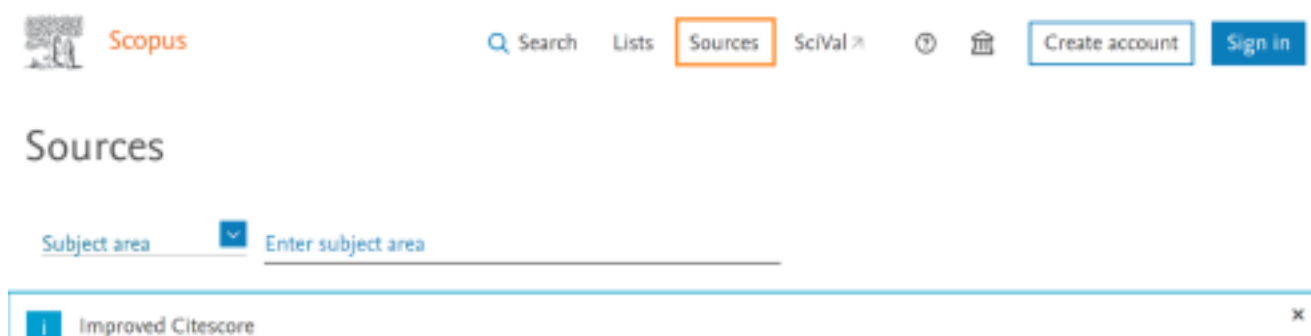
You can use Scopus to view lists of journals in a particular subject area ranked according to various different metrics. When comparing journals, it's always best to use a variety of methods, and we recommend that Scopus metrics are used in conjunction with other journal ranking tools such as Journal Citation Reports and alongside qualitative judgements.

Search for Scopus via StarPlus, or go directly to <https://students.sheffield.ac.uk/library/eresources/scopus>

Click **Connect to Scopus**

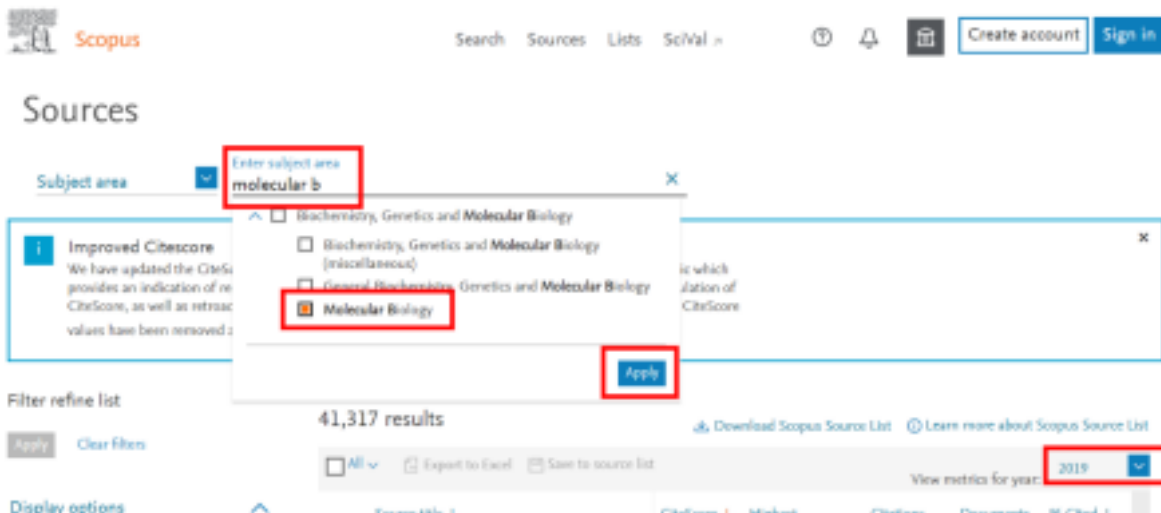


Once in Scopus, click on **Sources** to view journal metrics for the journals indexed in the database:



CiteScore indexes over 25,000 journals. When you first arrive at the Sources page, it will show a list of all these journals, ranked by the CiteScore metric. You can filter this list in various ways. Use the 'Enter Subject area...' box to search for the field you're interested in (e.g. molecular biology). When you start typing, it will suggest subject areas that match. There are several broad subject categories and many more sub-categories – if you can't find one that exactly matches the area you're interested in, pick the closest available heading. Click **Apply** to refine the list by your chosen subject area.

You can also choose to view metrics for a particular year:



You should now see a list of the journals in your chosen subject category. The figure above the list shows how many journals are included in this category. By default, the list is ranked by the CiteScore metric. In the example below, the journal 'Nature Reviews Genetics' is ranked number one in this subject category for 2019 (this may have changed since this workbook was created)

501 results

Download Scopus Source List | Learn more about Scopus Source List

View metrics for year: 2019

Source title	CiteScore	Highest percentile	Citations 2016-19	Documents 2016-19	% Cited
1 Nature Reviews Genetics Find it Export	73.5	996 1/581 Molecular Biology	34,560	188	94
2 Nature Reviews Molecular Cell Biology Find it Export	73.4	996 1/274 Cell Biology	37,088	233	89
3 Cell Metabolism Find it Export	37.5	996 1/172 Physiology	24,547	654	97
4 Physiological Reviews Find it Export	36.1	996 1/99 Physiology (medical)	5,668	157	97

There are several different metrics available:

CiteScore

This metric indicates the average number of citations per paper published over a four year period.

The CiteScore shows the total number of citations received in the selected year by documents published in the previous 4 years, divided by the total number of documents published in those 4 years. This includes; articles, reviews, conference papers, data papers and book chapters.

Highest Percentile: CiteScore Percentile indicates the relative standing of a serial title in its subject field based on the CiteScore metric. The Percentile and Ranking are relative to a specific Subject Area. The Source table only displays the Subject Area where the source performs the best.

% Cited: The percentage of the documents published in the last 4 years that have received at least 1 citation in the selected year.

CiteScore 2019 methodology

CiteScore 2019 counts the citations received in 2016-2019 to articles, reviews, conference papers, book chapters and data papers published in 2016-2019, and divides this by the number of publications published in 2016-2019.



Want to learn more? Visit: [CiteScore FAQ](#)

CiteScoreTracker 2020 uses the same methodology with citations based on the latest 2020 data.

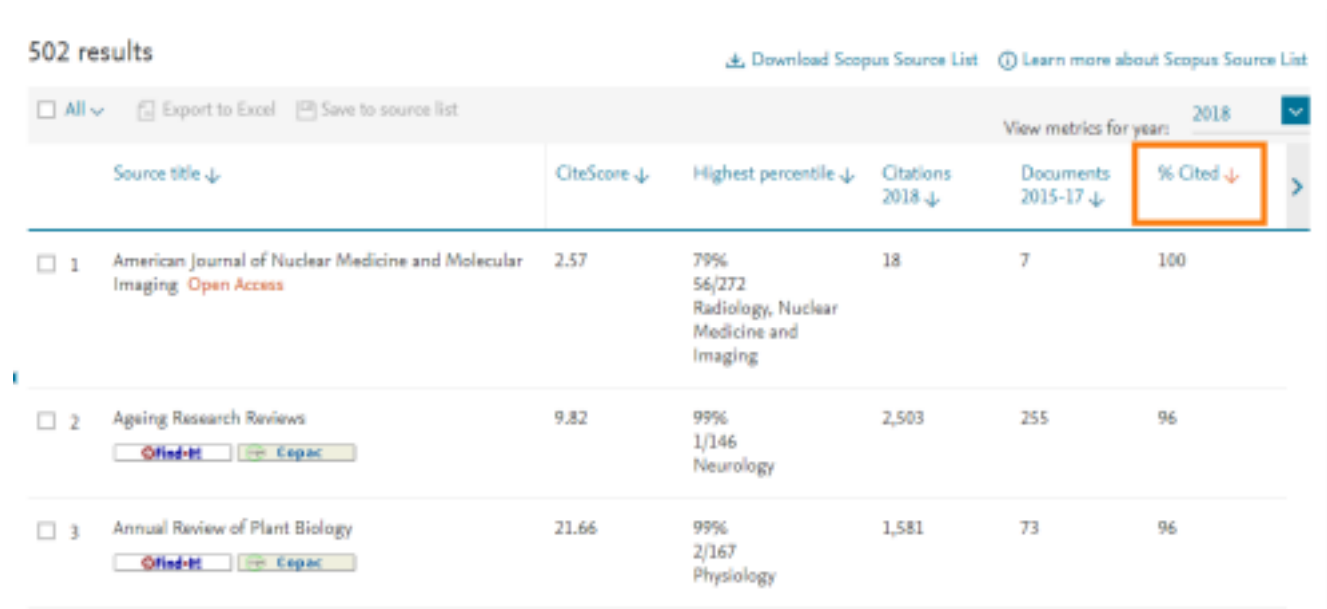
Citations: This is the total number of citations received by the documents published in the previous 4 years.

Documents: This is the total number of documents published in the serial title in the 4 years.

SNIP: Source Normalized Impact per Paper indicates the average citation count per paper but also takes into account the likelihood of being cited within the journals' subject category. Unlike the CiteScore metric, SNIP is adjusted to account for differences in citation behaviour between different academic disciplines, so you can use this number to compare journals in different subject fields.

SJR: Scimago Journal Rank differs from SNIP in that it assigns a higher value/weight to citations from more prestigious journals. Subject field, quality and reputation of the citing journal have a direct effect on the value given to a citation. Like SNIP, SJR also normalizes for differences in citation behaviour between subject fields.

You can re-sort this list by any of the other metrics listed. Try clicking on % cited to reorder the journals by this metric:



502 results [Download Scopus Source List](#) [Learn more about Scopus Source List](#)

All Export to Excel Save to source list

View metrics for year: 2018

	Source title ↓	CiteScore ↓	Highest percentile ↓	Citations 2018 ↓	Documents 2015-17 ↓	% Cited ↓
<input type="checkbox"/> 1	American Journal of Nuclear Medicine and Molecular Imaging <small>Open Access</small>	2.57	79% 56/272 Radiology, Nuclear Medicine and Imaging	18	7	100
<input type="checkbox"/> 2	Ageing Research Reviews <small>Open Access</small>	9.82	99% 1/146 Neurology	2,503	255	96
<input type="checkbox"/> 3	Annual Review of Plant Biology <small>Open Access</small>	21.66	99% 2/167 Physiology	1,581	73	96

The order of the list may change depending on which metric you choose. This is because different metrics measure different things.

Remember that metrics can only tell you so much about a journal, so always use your own judgement and that of your colleagues when comparing journals.



	Title	CiteScore	Highest CiteScore Percentile
1	Annual Review of Cell and Developmental Biology	16.39	99%
2	Nature Cell Biology	12.67	9%

Click on the title of any journal in the list to see more detailed information

Click on the 'CiteScore rank & trend' tab to see a graph of how the CiteScore for this journal has varied over the years, and a list of the other journals in the same subject category

Nature Reviews Genetics

Scopus coverage years: from 2000 to Present

Publisher: Springer Nature

ISSN: 1473-0056 E-ISSN: 1473-0064

Subject area: [Biochemistry, Genetics and Molecular Biology: Molecular Biology](#) [Biochemistry, Genetics and Molecular Biology: Genetics](#)
[Molecular Genetics \(clinical\)](#)

[View all documents](#) [Set document alert](#) [Save to source list](#) [Journal Homepage](#) [Pubmed](#) [Epub](#)

CiteScore 2019
73.5

SJR 2019
28.619

SNIP 2019
9.126

CiteScore [CiteScore rank & trend](#) Scopus content coverage

[Export content for category](#)

CiteScore rank 2019

In category: [Molecular Biology](#)

Rank	Source title	CiteScore 2019	Percentile
#1 381	Nature Reviews Genetics	73.5	99th percentile
#5	Nature Reviews Genetics	73.5	99th percentile
#2	Nature Reviews Molecular Cell Biology	73.4	99th percentile
#3	Cell Metabolism	67.6	99th percentile
#4	Physiological Reviews	56.1	99th percentile
#6	Annual Review of Plant Biology	52.8	98th percentile
#8	Nature Methods	51.3	98th percentile

CiteScore trend

