

Fourier Series

23.1	Periodic Functions	2
23.2	Representing Periodic Functions by Fourier Series	9
23.3	Even and Odd Functions	30
23.4	Convergence	40
23.5	Half-range Series	46
23.6	The Complex Form	53
23.7	An Application of Fourier Series	68

Learning outcomes

In this Workbook you will learn how to express a periodic signal $f(t)$ in a series of sines and cosines. You will learn how to simplify the calculations if the signal happens to be an even or an odd function. You will learn some brief facts relating to the convergence of the Fourier series. You will learn how to approximate a non-periodic signal by a Fourier series. You will learn how to re-express a standard Fourier series in complex form which paves the way for a later examination of Fourier transforms. Finally you will learn about some simple applications of Fourier series.

Periodic Functions

23.1

Introduction

You should already know how to take a function of a single variable $f(x)$ and represent it by a power series in x about any point x_0 of interest. Such a series is known as a Taylor series or Taylor expansion or, if $x_0 = 0$, as a Maclaurin series. This topic was first met in HELM 16. Such an expansion is only possible if the function is sufficiently smooth (that is, if it can be differentiated as often as required). Geometrically this means that there are no *jumps* or *spikes* in the curve $y = f(x)$ near the point of expansion. However, in many practical situations the functions we have to deal with are not as well behaved as this and so no power series expansion in x is possible. Nevertheless, if the function is **periodic**, so that it repeats over and over again at regular intervals, then, irrespective of the function's behaviour (that is, no matter how many *jumps* or *spikes* it has), the function may be expressed as a series of sines and cosines. Such a series is called a **Fourier series**.

Fourier series have many applications in mathematics, in physics and in engineering. For example they are sometimes essential in solving problems (in heat conduction, wave propagation etc) that involve partial differential equations. Also, using Fourier series the analysis of many engineering systems (such as electric circuits or mechanical vibrating systems) can be extended from the case where the input to the system is a sinusoidal function to the more general case where the input is periodic but non-sinusoidal.



Prerequisites

Before starting this Section you should ...

- be familiar with trigonometric functions



Learning Outcomes

On completion you should be able to ...

- recognise periodic functions
- determine the frequency, the amplitude and the period of a sinusoid
- represent common periodic functions by trigonometric Fourier series

1. Introduction

You have met in earlier Mathematics courses the concept of representing a function by an infinite series of simpler functions such as polynomials. For example, the Maclaurin series representing e^x has the form

$$e^x = 1 + x + \frac{x^2}{2!} + \frac{x^3}{3!} + \dots$$

or, in the more concise sigma notation,

$$e^x = \sum_{n=0}^{\infty} \frac{x^n}{n!}$$

(remembering that $0!$ is defined as 1).

The basic idea is that for those values of x for which the series converges we may approximate the function by using only the first few terms of the infinite series.

Fourier series are also usually infinite series but involve sine and cosine functions (or their complex exponential equivalents) rather than polynomials. They are widely used for approximating **periodic functions**. Such approximations are of considerable use in science and engineering. For example, elementary a.c. theory provides techniques for analyzing electrical circuits when the currents and voltages present are assumed to be sinusoidal. Fourier series enable us to extend such techniques to the situation where the functions (or signals) involved are periodic but not actually sinusoidal. You may also see in HELM 25 that Fourier series sometimes have to be used when solving partial differential equations.

2. Periodic functions

A function $f(t)$ is periodic if the function values repeat at regular intervals of the independent variable t . The regular interval is referred to as the **period**. See Figure 1.

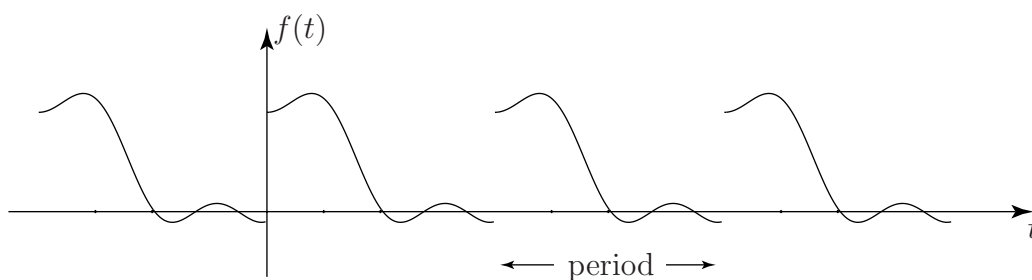


Figure 1

If P denotes the period we have

$$f(t + P) = f(t)$$

for any value of t .

The most obvious examples of periodic functions are the trigonometric functions $\sin t$ and $\cos t$, both of which have period 2π (using radian measure as we shall do throughout this Workbook) (Figure 2). This follows since

$$\sin(t + 2\pi) = \sin t \quad \text{and} \quad \cos(t + 2\pi) = \cos t$$

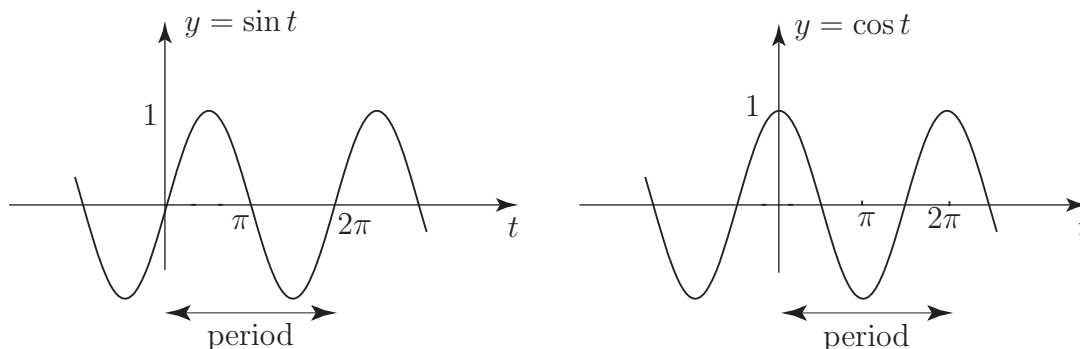


Figure 2

The **amplitude** of these sinusoidal functions is the maximum displacement from $y = 0$ and is clearly 1. (Note that we use the term sinusoidal to include cosine as well as sine functions.)

More generally we can consider a sinusoid

$$y = A \sin nt$$

which has maximum value, or amplitude, A and where n is usually a positive integer.

For example

$$y = \sin 2t$$

is a sinusoid of amplitude 1 and period $\frac{2\pi}{2} = \pi$ (Figure 3). The fact that the period is π follows because

$$\sin 2(t + \pi) = \sin(2t + 2\pi) = \sin 2t$$

for any value of t .

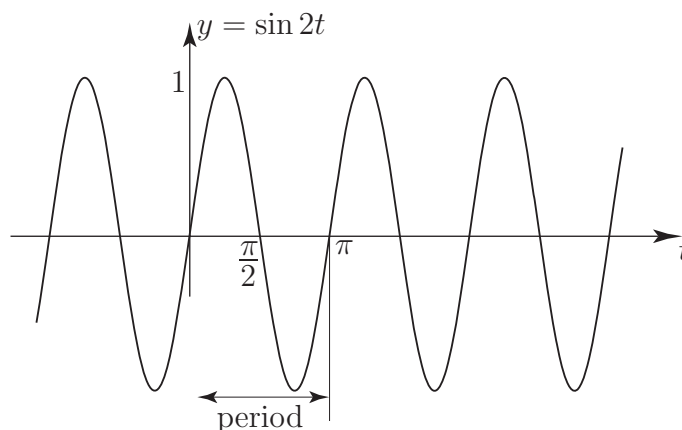


Figure 3

We see that $y = \sin 2t$ has half the period of $\sin t$, π as opposed to 2π (Figure 4). This can alternatively be phrased by stating that $\sin 2t$ oscillates twice as rapidly (or has twice the frequency) of $\sin t$.

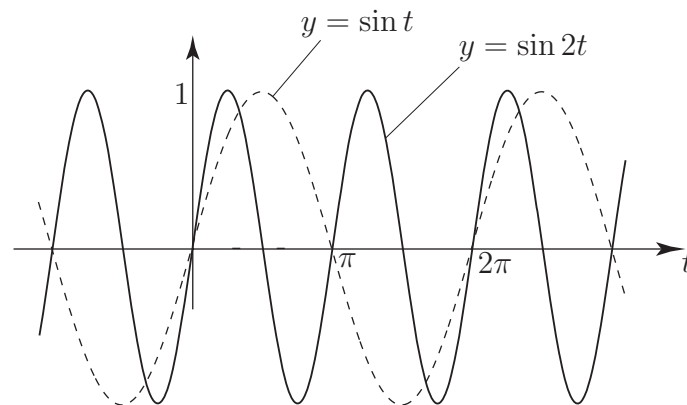


Figure 4

In general $y = A \sin nt$ has amplitude A , period $\frac{2\pi}{n}$ and completes n oscillations when t changes by 2π . Formally, we define the **frequency** of a sinusoid as the reciprocal of the period:

$$\text{frequency} = \frac{1}{\text{period}}$$

and the **angular frequency**, often denoted the Greek Letter ω (omega) as

$$\text{angular frequency} = 2\pi \times \text{frequency} = \frac{2\pi}{\text{period}}$$

Thus $y = A \sin nt$ has frequency $\frac{n}{2\pi}$ and angular frequency n .



State the amplitude, period, frequency and angular frequency of

(a) $y = 5 \cos 4t$ (b) $y = 6 \sin \frac{2t}{3}$.

Your solution

(a)

Answer

amplitude 5, period $\frac{2\pi}{4} = \frac{\pi}{2}$, frequency $\frac{2}{\pi}$, angular frequency 4

Your solution

(b)

Answer

amplitude 6, period 3π , frequency $\frac{1}{3\pi}$, angular frequency $\frac{2}{3}$

Harmonics

In representing a non-sinusoidal function of period 2π by a Fourier series we shall see shortly that only certain sinusoids will be required:

(a) $A_1 \cos t$ (and $B_1 \sin t$)

These also have period 2π and together are referred to as the **first harmonic** (or **fundamental harmonic**).

(b) $A_2 \cos 2t$ (and $B_2 \sin 2t$)

These have half the period, and double the frequency, of the first harmonic and are referred to as the **second harmonic**.

(c) $A_3 \cos 3t$ (and $B_3 \sin 3t$)

These have period $\frac{2\pi}{3}$ and constitute the **third harmonic**.

In general the Fourier series of a function of period 2π will require harmonics of the type

$$A_n \cos nt \quad (\text{and } B_n \sin nt) \quad \text{where } n = 1, 2, 3, \dots$$

Non-sinusoidal periodic functions

The following are examples of non-sinusoidal periodic functions (they are often called “waves”).

Square wave

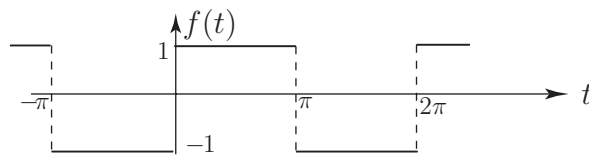


Figure 5

Analytically we can describe this function as follows:

$$f(t) = \begin{cases} -1 & -\pi < t < 0 \\ +1 & 0 < t < \pi \end{cases} \quad (\text{which gives the definition over one period})$$

$$f(t + 2\pi) = f(t) \quad (\text{which tells us that the function has period } 2\pi)$$

Saw-tooth wave

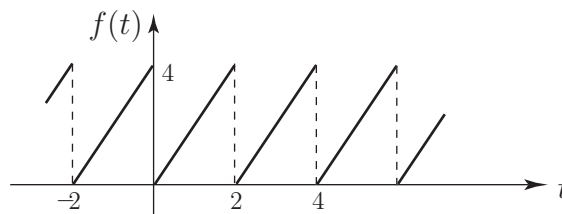


Figure 6

In this case we can describe the function as follows:

$$f(t) = 2t \quad 0 < t < 2 \quad f(t + 2) = f(t)$$

Here the period is 2, the frequency is $\frac{1}{2}$ and the angular frequency is $\frac{2\pi}{2} = \pi$.

Triangular wave

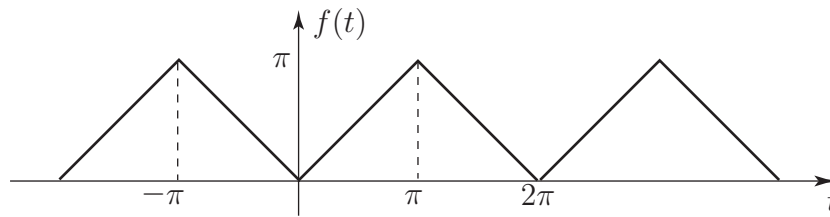


Figure 7

Here we can conveniently define the function using $-\pi < t < \pi$ as the “basic period”:

$$f(t) = \begin{cases} -t & -\pi < t < 0 \\ t & 0 < t < \pi \end{cases}$$

or, more concisely,

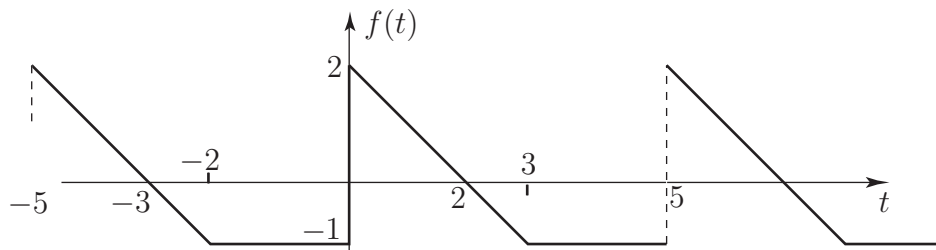
$$f(t) = |t| \quad -\pi < t < \pi$$

together with the usual statement on periodicity

$$f(t + 2\pi) = f(t).$$



Write down an analytic definition for the following periodic function:



Your solution

Answer

$$f(t) = \begin{cases} 2 - t & 0 < t < 3 \\ -1 & 3 < t < 5 \end{cases} \quad f(t + 5) = f(t)$$



Sketch the graphs of the following periodic functions showing all relevant values:

$$(a) \quad f(t) = \begin{cases} t^2/2 & 0 < t < 4 \\ 8 & 4 < t < 6 \\ 0 & 6 < t < 8 \end{cases} \quad f(t+8) = f(t)$$

$$(b) \quad f(t) = 2t - t^2 \quad 0 < t < 2 \quad f(t+2) = f(t)$$

Your solution

Answer

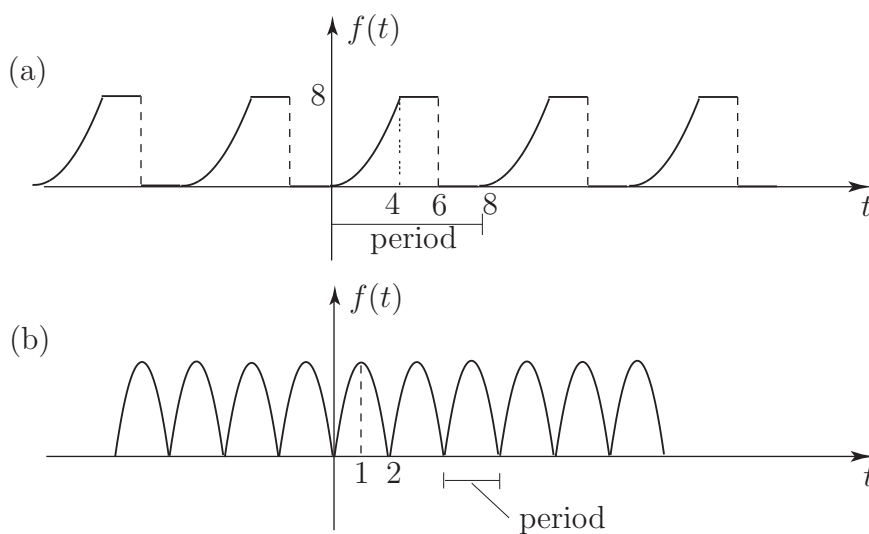


Figure 9