

ALEKSANDRA SLUBOWSKA

HOW TO SAVE A DYING TOWN?

Social Urbanism / Revitalisation / Depopulation
Reszel, Poland

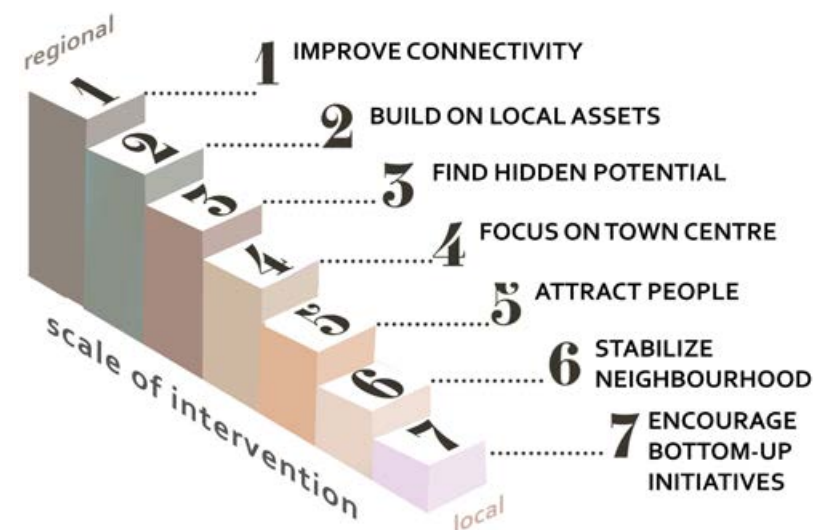
alex.slubowska@gmail.com
<https://issuu.com/alex.slubowska>

Winner of **THE LDA DESIGN PROJECT**
FOR MOST CREATIVE FINAL PROJECT

1. Strategy
2. Regional scale steps
3. Masterplan
4. The journey one
5. The journey two
6. Courtyard one
7. Courtyard two
8. Courtyard three

The aim of this project is to help a small town in Poland facing numerous social issues (that is on the verge of depopulation) and at the same time propose a universal strategy that can be applied to other places with similar problems. It is based on a 7-step programme, each step concerning a different scale of intervention from regional to local. Steps 1-3 concentrate on regional planning and 4-7 are all about finding the hidden potential of the place. In this case it is concentrated in the courtyards, which are the carrier of the identity of the medieval

town. This is a story about celebrating the ordinary life of the ordinary people who deserve to have equal opportunities in life despite coming from a poor rural area and a forgotten little town that can be loved again.

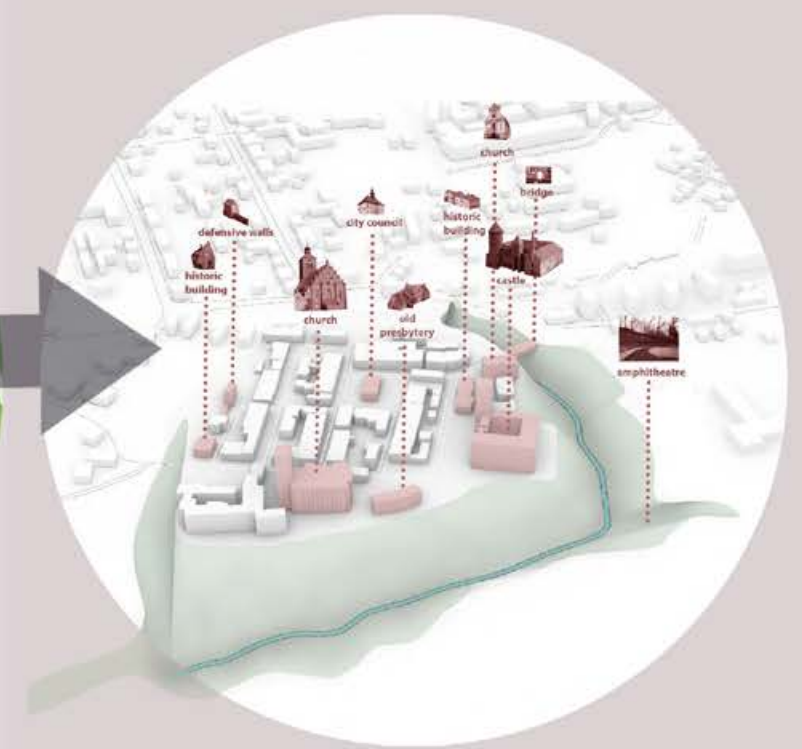
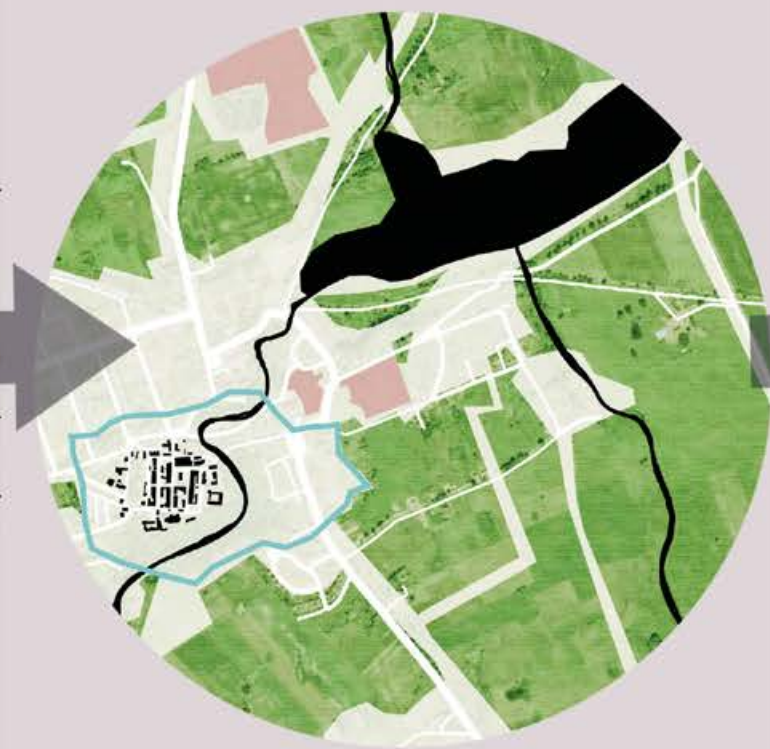
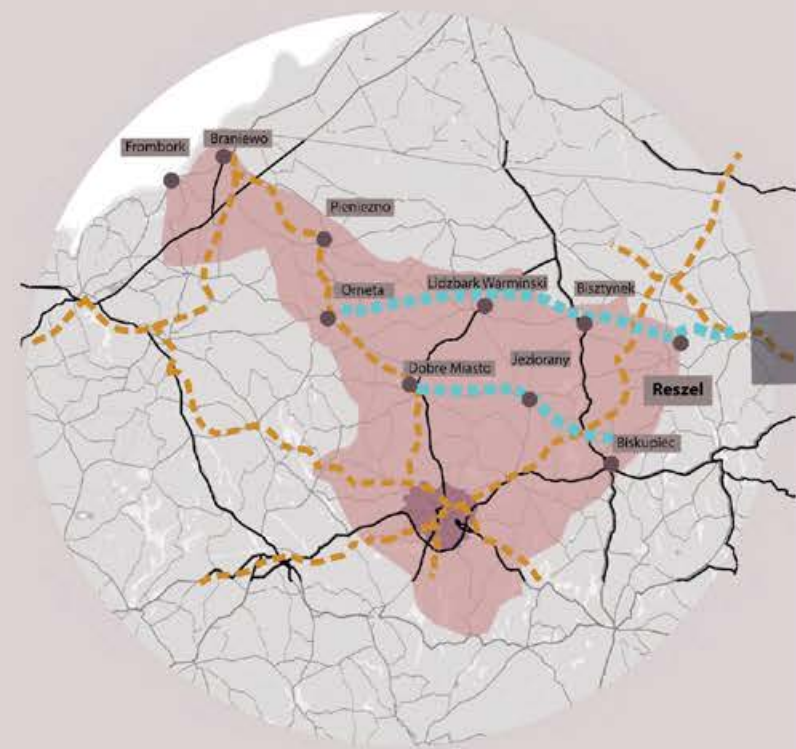


1

step 1: improve connectivity
- railway connection

step 2: build on local assets
- agricultural potential

step 3: find hidden potential
- tourism



Key:

- main roads
- existing railway
- new railway connection
- twin towns of Warmia
- Olsztyn - capital city of Warmia
- Warmia region

Key:

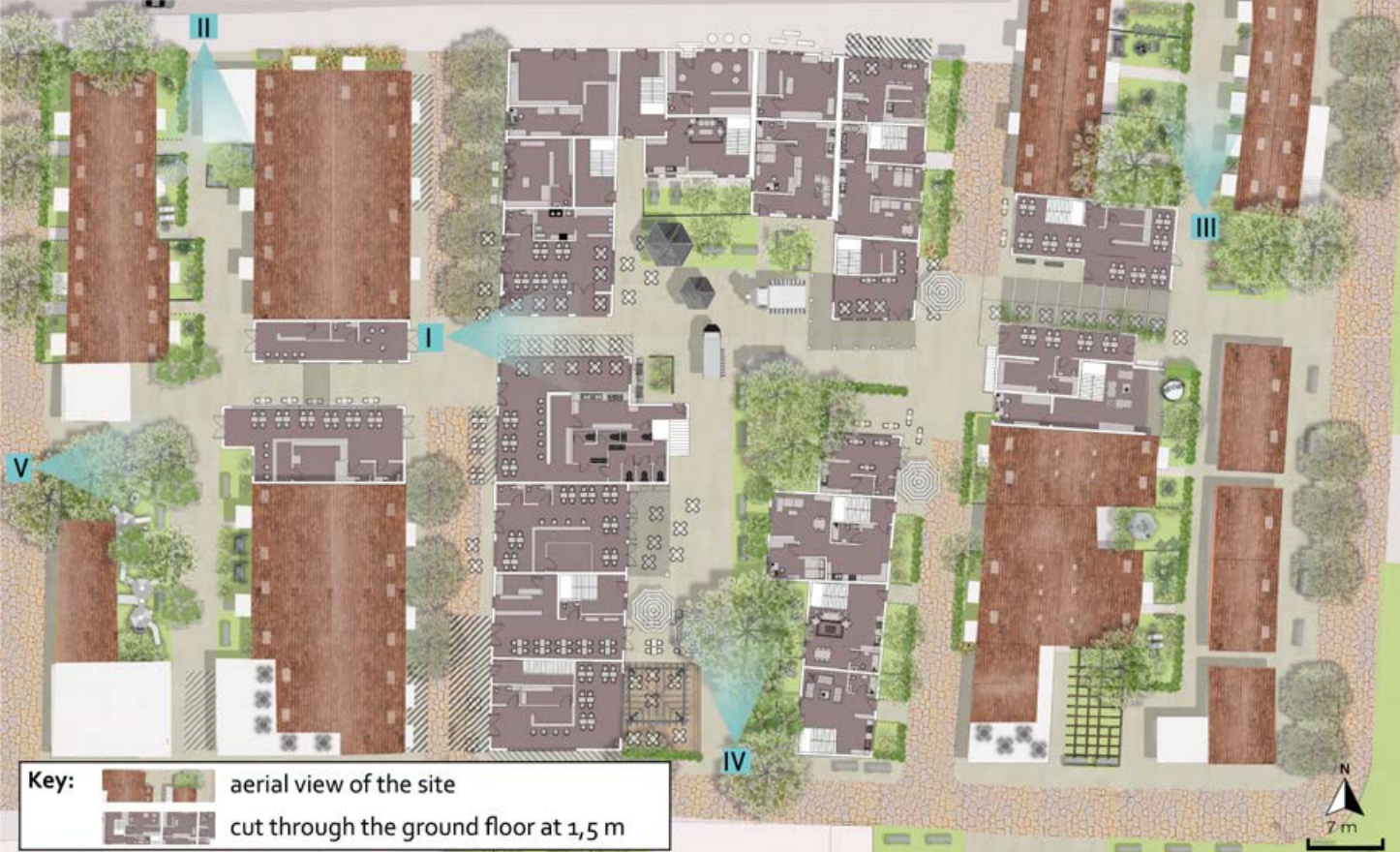
- river Sajna
- agricultural land
- boundary of Reszel town centre
- historic centre of Reszel
- historic lake
- urbanised area
- allotments

Key:

- river Sajna
- park
- the most important buildings in Reszel (monuments mostly)
- existing buildings

2

step 4: locate vacant sites and densify
 step 5: create new job and housing opportunities, improve existing
 step 6: consider existing and new residents plus tourists in the revitalisation of courtyards
 step 7: design to create potential, plan outdoor and indoor space



3



4



5



8



6



7